

Nearly **6,200** homeless and abused animals walked through our doors

545 lost animals reunited with their humans

5,200 found new, loving families

Resulting in an amazing **97%** save rate!

WITH YOUR HELP...

Over **270** reports of animal cruelty investigated

6,000 calls to help sick or injured animal responded to, including **1,000** wildlife

18,000 visitors and **543** adoptions at Tiny Lions Lounge & Adoption Center

Over **65,000** pounds of free pet food distributed by Bountiful Bowls

7,800 animals received expert medical care from our outpatient clinic

715 TNR cats spayed & neutered

Over **2,500** people touched by our community outreach

We **EXPANDED** foster care, helping more pups in need and saving more orphaned babies.

We **INNOVATED**, creating our Friends for Life Program, which helps struggling families with pet care, provides **FREE** vaccine clinics, and brings loving animals to visit lonely seniors.

We advocated for **MORE** protection for **ALL** animals, helping pass a local ban on pet stores and fur sales, pushing for better state laws like a ban on cat declawing and protections for animals used in laboratories.

We **INCREASED** Humane Education, reaching more than **8,300** young people and adults, spreading **COMPASSION** and **RESPECT** for all animals.


We received our 13th straight **4-STAR RATING** from Charity Navigator, placing us among the top 1% of nonprofits.

All of this and more, done from the **HEARTS** of **120** dedicated staff and **2,000** caring volunteers with over **140,000** hours of service.

Made possible by **YOU**.

What a difference we make **TOGETHER!**

Thank you.

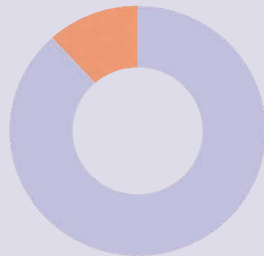


EVERY DOLLAR MAKES A DIFFERENCE

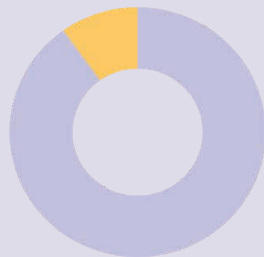
STATEMENT OF REVENUE & EXPENDITURES



78% PROGRAMS & SERVICES



13% CORE MISSION SUPPORT:
DEVELOPMENT



9% CORE MISSION SUPPORT:
MANAGEMENT & GENERAL

Contributions, Special Events, and Bequests	\$7,495,580
Clinic, Sheltering, Adoptions, and Special Programs	\$5,164,321
Investment Income	\$1,220,360
Total Revenue	\$13,880,261
Programs and Services	\$8,820,768
Management and General	\$1,010,358
Development	\$1,521,214
Total Expenses	\$11,352,340
Net Operating Gain	\$2,527,921